

LONG I

Word Work

8 Word Work
Activities for
Long I
patterns
ie, igh, and i_e.

2015
SAMANTHA KELLY



No Prep Printables





Use these no prep printables as morning work, homework, or independent seat work. They are great for review.

2015 *Samantha Kelly*

Name: _____

Label It!

Look at each of the pictures. Say the word then write the sounds to make a Long I word.



Name: _____

DRAW IT!

Read each of the Long I words. Draw a picture to represent each one.

fries



tire



night



light



pie

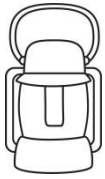


lime




Choose one of the Long I words from above and write it in a sentence.

Name: _____



LONG I highLighter hUNT



Read the story and highlight all the LONG I words (ie, igh, i_e). Don't let Short I words trick you! Write all the highlighted words at the bottom.

Last night, at nine o'clock, five of my best friends came to my house to camp out. We tried to make s'mores, but we couldn't get them right. The marshmallows kept catching on fire, so we ate pie instead! After a lot of playing, we got tired. It was time for bed. We slipped into our sleeping bags and cried, "Goodnight!"

Four sets of handwriting practice lines, each consisting of a solid top line, a dashed middle line, and a solid bottom line.

Sort It Out!


Teacher will laminate and cut the categories and sorting cards. Students will sort the words into the correct Long I spelling pattern category. Once sorted, they will record the words on their recording sheets.

2015 *Samantha Kelly*



ie

igh




ie



pie



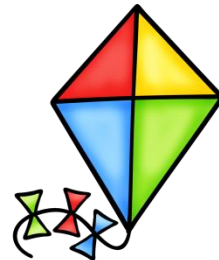
light



fire




kite




night




nine



file



flies



mighty




tie



tire



high




smile




cried



fries



sight



pine



dime




Name: _____

SORT IT OUT!

Sort the cards into the correct Long I categories and record your answers below.



ie



igh



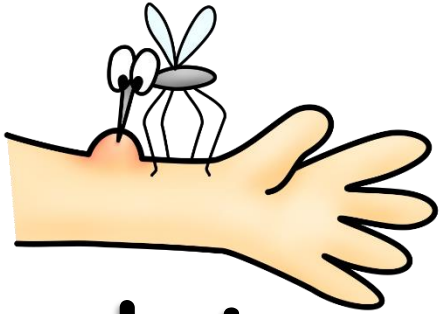
i-e

--	--	--

Write the Room

Teacher will laminate and cut out the cards then hide them all around the room - under tables, on shelves, everywhere! Students will search the room with a clipboard and recording sheet. When they find a word, they will write it into the correct Long I category. They will continue to search until they have found all 10 words (12 if you write your own on the blank cards)

2015 *Samantha Kelly*




bite




five




hide




kite



fight



high



night





tie



pie



dried



Name: _____

WRITE THE ROOM

Search the room for Long I words. Identify the spelling pattern and write them in the correct boxes below.

ie

igh

i_e

Dictionary

Students will create their own Long I dictionary by choosing a Long I word to write and illustrate on each page. Copy as many pages as you want students to complete. Run them front/back on the copier and use the staple settings to staple twice down the left side. Then cut down the middle to create 2 books. This works well in a writing center.

2015 *Samantha Kelly*



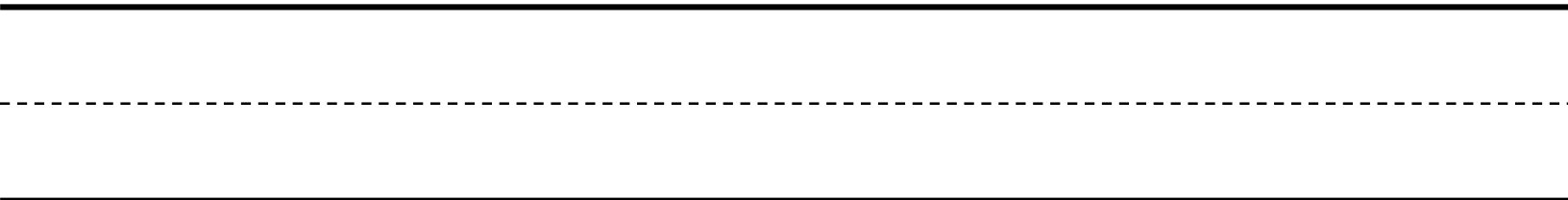
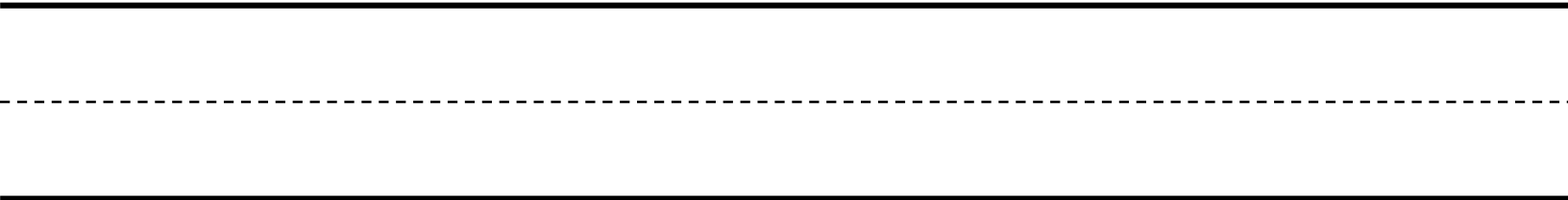
My Long I Dictionary

By: _____



My Long I Dictionary

By: _____



Puzzles

Teacher will laminate and cut apart the puzzle pieces. Students will choose a Long I word and find its matching picture until all puzzles are complete. You could put magnetic tape on these and make this a station to complete at the board!

2015 *Samantha Kelly*

tie



pie



dried

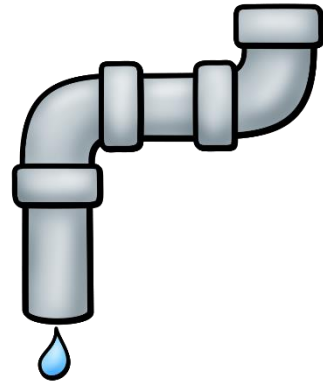



fried




mice

pipe




fire

file




light




tight



knight



high



Boggle!


Use the boggle board to create as many Long I words as you can.

Connect letters moving side to side, up and down, or diagonally. Write the Long I words you find on the recording sheet.

2015 *Samantha Kelly*

BOGGLE!

Connect letters side to side, up and down, or diagonally to create Long I words! Write them on your recording sheet.




Read, Highlight, & Write!

Copy this reader front/back and use the staple settings of your copier to staple twice down the left side.

Slice down the middle to create two books. Copy as many as needed. Students will highlight all the Long I words in the story and write them on the last page.

2015 *Samantha Kelly*

Play Time!



Read
By: _____


2015 Samantha Kelly

Play Time!




Read
By: _____



2015 Samantha Kelly





It is time to play. I like to play lots of things.



It is time to play. I like to play lots of things.



I like to swing high and slide fast!




I like to swing high and slide fast!




I like to ride my bike. I turn my tires left
and right. I am fast as lightning!




I like to ride my bike. I turn my tires left
and right. I am fast as lightning!




I like to pretend that I am a mighty superhero that flies in the skies.



I like to pretend that I am a mighty superhero that flies in the skies.



When play time is over, I am tired. I sit down to have a bite of pie. I like pie!



When play time is over, I am tired. I sit down to have a bite of pie. I like pie!


Write the Long I words from the story.

Write the Long I words from the story.


Sentence Scramble

Students will separate the pieces into piles by their pictures (or you can store them individually in ziploc bags). They will put the sentences in order (using clues like capital letters and punctuation), then record and illustrate them on their recording sheets.


2015 *Samantha Kelly*




Have




you




tried




the




yummy




fries?




I




like



to



ride



the




slide!



The



bat



flies



high



at



night.

Name: _____

2015 Samantha Kelly

SENTENCE SCRAMBLE

Unscramble the sentences then write and illustrate them below.







Thank you for your purchase! I hope you and your kiddos enjoy it! You can check out more of my products at my store or my blog below!

<http://www.teacherspayteachers.com/Store/Samantha-Kelly>
<http://mrskellysklass.blogspot.com/>

If you enjoyed the fonts and graphics in my product, they are all thanks to these amazing designers!

